



Kentucky High School Athletic Association

2280 Executive Drive ° Lexington, KY 40505 ° www.khsaa.org ° (859)299-5472 (859)293-5999 (fax)

MEMORANDUM

To: Superintendent, Principal, and Athletic Director
West Jessamine High School

From: Brigid L. DeVries, Commissioner
Larry Boucher, Assistant Commissioner *LB*


Date: July 28, 2006

Subject: 2005-2006 Title IX Annual Report Forms Submission

Enclosed please find a copy of Form T-65, the 2005-2006 KHSAA Title IX Annual Report Submission Status Report. In addition, you may find an attachment with corrected copies of the forms submitted by your school personnel. Please review this information so the forms can be completed accurately in the future.

Also, KHSAA Audit Team Members may have requested resubmission of some of the 2005-2006 Annual Report Forms or need additional information on your athletic programs. Please submit this information by the date requested if this is applicable. Copies and all KHSAA Title IX documents must be kept current and included in your permanent Title IX File at the school. All documents are subject to Open Records Requests.

Should you need any further information, please do not hesitate to call anytime.



**KHSAA TITLE IX
ANNUAL REPORT SUBMISSION
STATUS REPORT
2005-2006**

KHSAA
Form T65 Revised 8/05

TO: KHSAA Member School Superintendents, Principals, and Athletic Directors

FROM: Brigid L. DeVries, Commissioner
Larry Boucher, Assistant Commissioner

DATE: 7/27/2006

School	West Jessamine	Reviewed by	Reba Woodall
--------	----------------	-------------	--------------

The following is a status report regarding the required 2005 - 2006 Title IX Annual Report submission of forms due into the KHSAA office by April 15, 2006. Appropriate KHSAA Audit Team personnel have reviewed these forms and the following is a summary of this review.

I. Checklist of Forms properly submitted in a satisfactory manner:

<input checked="" type="checkbox"/>	GE 19 (Annual Verification)	<input checked="" type="checkbox"/>	T-35 (Budget Expenses)
<input checked="" type="checkbox"/>	T-1 (Summary Program Chart 1)	<input checked="" type="checkbox"/>	T-36 (Budget Expenses)
<input checked="" type="checkbox"/>	T-2 (Summary Program Chart 2)	<input checked="" type="checkbox"/>	T-41 (Checklist – Overall Interscholastic Program)
<input checked="" type="checkbox"/>	T-3 (Summary Program Chart 3)	<input checked="" type="checkbox"/>	T-60 (Corrective Action Plan)
<input checked="" type="checkbox"/>	T-4 (Summary Program Chart 4)	<input checked="" type="checkbox"/>	T-63 (Interscholastic Survey Results)

II. Status

A.	<input checked="" type="checkbox"/>	2005 – 2006 Forms are satisfactory and no further information or action is necessary at this time.
B.		Errors have been noted with respect to the following forms:
C.		The following forms were omitted and must be submitted by school representatives:
D.	<input checked="" type="checkbox"/>	Other Recommendation and Comments: T-41 shows an advantage to the boys program in the benefit area of equipment and supplies. This is appropriately addressed on the T-60 for improvement in 2006-2007. Spending per athlete shows the school spends \$489 per male athlete, whereas only \$350 per female athlete. More than \$100 difference in schools with a football program is an alert showing this area needs to be improved. T-63 survey return rate was 75%. The KHSAA would like an 80% return rate. The Gender Equity Committee can address methods to increase return rates. Thank you very much.



**2005-2006 KENTUCKY HIGH SCHOOL ATHLETIC ASSOCIATION
ANNUAL VERIFICATION OF TITLE IX PROCEDURES
(To be submitted by April 15, 2006 along with other required forms)**

KHSAA
Form GE19
Rev. 9/05

The West Jessamine High School, Nicholasville, Kentucky
(Name of High School) (City)

certifies to the Kentucky High School Athletic Association that the following is an accurate and true representation of the facts surrounding compliance with 20 U.S.C. Sections 1681-1688, et. Seq. (also known as Title IX)

I certify the following provisions in accordance with records at the school contained in the permanent Title IX file, and to the best of my knowledge have completed the following tasks (All boxes must be checked).

Established a gender equity committee at the high school. (list committee personnel and provide attachment if necessary)

Name	Address	Phone	Title
<u>Charlie Temple</u>	<u>871 Wilmore Rd, Nicholasville, KY 40356</u>	<u>859/885-4179, ext. 150</u>	<u>District AD</u>
<u>Jody Hamilton</u>	<u>2101 Wilmore Rd, Nicholasville, KY 40356</u>	<u>859/887-2421, ext. 147</u>	<u>AD/Head Baseball</u>
<u>Dean Geary</u>	<u>2101 Wilmore Rd, Nicholasville, KY 40356</u>	<u>859/887-2421, ext. 105</u>	<u>Assoc. AD/ATC</u>
<u>Flo Walker</u>	<u>4685 High Bridge Rd, Wilmore, 40390</u>	<u>859/858-1296</u>	<u>Head Fast Pitch Softball</u>
<u>Deangelo Wiser</u>	<u>2101 Wilmore Rd, Nicholasville, KY 40356</u>	<u>859/887-2421, ext. 147</u>	<u>Head Girls' Soccer</u>
<u>Anna Cross</u>	<u>220 Longview Drive, Nicholasville, KY 40356</u>	<u>859/881-0527</u>	<u>Parent Representative</u>
<u>Deanne Geary</u>	<u>316 Weil Lane, Nicholasville, KY 40356</u>	<u>859/887-9244</u>	<u>Student-Athlete Representative</u>

Scheduled a minimum of three meetings during the 2005-2006 school year on the following dates:

- November 2, 2005,
- December 7, 2006
- February 20, 2006, March 16, 2006

Designated the following person(s) as the Title IX coordinator for the school:

Name	Title	Address	Phone
<u>Dean Geary</u>	<u>Associate AD</u>	<u>2101 Wilmore Rd, Nicholasville, KY 40356</u>	<u>859/887-2421, ext 105</u>

Designated the following person(s) as the Title IX coordinator for the district:

Name	Title	Address	Phone
<u>Charlie Temple</u>	<u>District AD</u>	<u>871 Wilmore Rd, Nicholasville, KY 40356</u>	<u>859/885-4179, ext. 164</u>

School personnel are continuing to make periodic reviews of the boys' and girls' athletics program reflected in the Corrective Action Plan.

In addition to the above information, the above referenced school maintains a complete permanent file relative to Title IX records including copies of the self-assessment audit, all corrective action plans, and other related materials.

[Signature] April 14, 2006
Principal's Signature Date

[Signature] [Signature]
Superintendent Signature School Board Chairpersons' Signature

(Send original copy to KHSAA - Maintain duplicate in Title IX school folder)

2005-2006
ACCOMMODATION OF INTERESTS AND ABILITIES
SUMMARY PROGRAM CHART 1

KHSAA
Form T1
Rev. 9/05

Participation Opportunities Test One


		(Column 1)	(Column 2)	(Column 3)	(Column 4)
	Program	Enrollment	Percentage of Total Enrollment	Number of Interscholastic Participants (double and triple count)	Percentage of Total Participation
Row 1	GIRLS	471	49.5%	325	46.9%
Row 2	BOYS	481	50.5%	368	53.1%
Row 3	Totals	952	100%	693	100%

Instructions: *Number of 8th grade students & below used in Column 3 and Column 4 calculations if applicable:

Boys=27, Girls=73: Totals: 100

- 1) Determine the total number of girls enrolled, (place in Row 1, Column 1). Determine the total number of boys enrolled, (place in Row 2, Column 1).
- 2) Add the total number of girls and boys enrolled to determine total enrollment, (place in Row 3, Column 1).
- 3) Calculate the percentage of total enrollment that is female. (Divide Row 1, Column 1 by row 3, Column 1 and place in Row 1, Column 2.) Calculate the percentage of total enrollment that is male. (Divide Row 2, Column 1 by Row 3, Column 1 and place in Row 2, Column 2.) Note: Row 1, Column 2 plus Row 2, Column 2 should total 100%.
- 4) Ask the head coaches to review the most updated eligibility or squad lists for their teams. Ask coaches to confirm the names of those individuals who are on the team as of the first **date of competition**, and cross out the names of those who were cut from the team or quit the team prior to the first competitive event. Determine the total number of interscholastic athletics participants that are girls, (and place in Row 1, Column 3). In order to determine the total number of athletics participants, an individual should be counted each time he or she participates on a team. For example, if Jane Doe competes on the varsity volleyball team, the junior varsity volleyball team, the junior varsity basketball team, and the varsity softball team, she should be counted as four participants (**do not include club or intramural sports participants, cheerleaders, dance teams, or pom squads**). Calculate the same way for boys and girls. * In addition, should 8th grade students and below play on a Freshman, Junior Varsity, or Varsity team, they should also be counted for each team and sport on which they participate. If applicable, please asterisk the above notation as to how many 8th grade students & below are included in the totals. Using the same procedure, determine the total number of interscholastic athletic participants that are boys, (and place in Row 2, Column 3). Add Row 1, Column 3 plus Row 2, Column 3 to get total participants and place in Row 3, Column 3.
- 5) Calculate the percentage of female participation. (Row 1, Column 3 divided by Row 3, Column 3 and place in Row 1, Column 4.) Calculate the percentage of male participation. (Row 2, Column 3 divided by Row 3, Column 3 and place in Row 2, Column 4.) Note: Row 1, Column 4 plus Row 2, Column 4 should total 100%.

+ Note: While being within three percent is not a formal compliance standard; if the percent listed in Row 1, Column 4 is within 3% of Row 1, Column 2, then it provides a good target within which compliance is likely.

Principal's Signature:  Date: 4/13/06

2005-2006
ACCOMMODATION OF INTERESTS AND ABILITIES
SUMMARY PROGRAM CHART 2

KHSAA
Form T2
Rev. 9/05

Participation Opportunities Test Two

		Column 1	Column 2	Column 3	Column 4	Column 5	
Program		Number of Teams Currently Offered	Number of Participants	Number of Teams Added Since the beginning of the 2001-2002 School Year	Number of Participants Added Since the beginning of the 2001-2002 School Year	Percent of Total Participation By Sex Added Since the beginning of the 2001-2002 School Year	
GIRLS	Row 1	varsity:	9	145	1 (vb:5)	16	
	Row 2	j.v.:	6	131	2 (vb5,Trk 2)	49	
	Row 3	frosh:	3	49	3 (vb5, trk,4,sft 6)	31	
	Row 4	total:	18	325	6	96	29.5%
BOYS	Row 5	varsity:	9	188	0	0	
	Row 6	j.v.:	6	138	1 (Trk 2)	34	
	Row 7	frosh:	3	42	2 (Trk 4, bsb2)	13	
	Row 8	total:	18	368	3	47	12.7%

- 1) For Column 1, list the number of interscholastic teams offered for girls and boys at each competitive level (varsity, junior varsity, and freshman). For girls, total each of the entries in Rows 1, 2, and 3 into Row 4. For boys, total Rows 5, 6, and 7 into Row 8.
- 2) For Column 2, list the number of participants at each level. For girls, total each of the entries in Rows 1, 2, and 3 into Row 4. For boys, total Rows 5, 6, and 7 into Row 8. **Note:** The totals in Row 4 for girls and in Row 8 for boys must be the same as the totals in Form T-1, Column 3, Rows 1 and 2 respectively.
- 3) For Column 3, list the number of interscholastic teams that have been added in the last five years at each competitive level. Count each team added during the 5 year period only one time. e.g. Girl's junior varsity soccer was added 3 years ago, count the team only once, not 3 times. For girls, total the entries in Rows 1, 2, and 3 into Row 4. For boys, total Rows 5, 6, and 7 into Row 8.
- 4) For Column 4, list the number of participants that are currently on each level of the teams that were added in the last five years. If a team was added previously but no longer exists, there are no current participants to be added for that team. For girls, total the entries in Rows 1, 2, and 3 into Row 4. For boys, total Rows 5, 6, and 7 into Row 8.
- 5) For Column 5, calculate the percentage of participants that have been added in the last five years. For girls, take the number in Column 4, Row 4 and divide by the number in Column 2, Row 4. For boys, take the number in Column 4, Row 8 and divide it by the number in Column 2, Row 8.

Note: If the percentage of current participants added in the last five years is 25% or greater, compliance with test two may be possible. If less than 25%, then compliance with test three should be analyzed. **CAUTION:** 25% is not a formal compliance standard.

Principal's Signature:  Date: 4/14/2006

2005-2006
ACCOMMODATION OF INTERESTS AND ABILITIES
SUMMARY PROGRAM CHART 3

KHSAA
Form T3
Rev. 9/05

Participation Opportunities Test Three


FOR ANY QUESTION ANSWERED "YES" IDENTIFY THE RESPECTIVE SPORT(S).

	GIRLS (Yes / No)		BOYS (Yes / No)
1. For a sport not currently played at the interscholastic level (varsity, junior varsity, or freshman) in your school, is there an intramural team offered for that sport?	No		No
2. For a sport <u>not</u> currently offered in your interscholastic athletics program, is there sufficient interest to form a viable interscholastic team based on participation on an intramural team or community recreation teams?	No		No
3. For a sport <u>not</u> currently offered, is there sufficient interest, based on your most recent Student Interest Survey, to form a viable interscholastic team based on student responses from the interscholastic survey? If yes, what sport?	Yes		Yes
4. For a sport currently offered at the varsity level only, is there sufficient interest, based on your most recent Student Interest Survey, to form a viable team for a junior varsity or freshman team that is not currently offered?	Yes		Yes
5. For a sport currently offered at the junior varsity or freshman level is there sufficient interest, based on your most recent Student Interest Survey, to form a varsity team not currently offered?	No		No
6. If you answered YES to question (1), (2), (3), (4), or (5), are there enough high schools in your geographic area offering the sport (at the appropriate level) to allow for the development of a reasonable schedule of competition?	No		Yes

#3. Girls: Slow Pitch Softball, Field Hockey, Lacrosse, Bowling
Boys: Wrestling, Lacrosse, Bowling

#4. Girls & Boys: 9th grade Soccer

#6. If added a boys sport (wrestling) would put WJHS out of compliance.

Principal's Signature:  Date: 4/13/06

2005-2006
ACCOMODATION OF INTERESTS AND ABILITIES
SUMMARY PROGRAM CHART 4

Levels of Competition Test One

		Column 1	Column 2	Column 3
Girls	Team Levels	Number of Teams Currently Offered	Number of Participants	Percentage of Participants at Each Level
Row 1	varsity:	9	145	44.6%
Row 2	j.v.:	6	131	40.3%
Row 3	frosh:	3	49	15.1%
Row 4	total:		325	100%
Boys				
Row 5	varsity:	9	188	51.1%
Row 6	j.v.:	6	138	37.5%
Row 7	frosh:	3	42	11.4%
Row 8	total:		368	100%

- 1) Column 1, list the number of interscholastic teams offered for girls and boys at each competitive level; varsity, junior varsity, and freshman. (Refer to Form T-2, Accommodation of Interests and Abilities, Summary Program Chart 2, Column 1.)
- 2) For Column 2, list the number of participants at each level. For girls, total the entries in Rows 1, 2, and 3 into Row 4. For boys, total the entries in Rows 5, 6, and 7 into Row 8. (Refer to Form T-2, Accommodation of Interests and Abilities, Summary Program Chart 2, Column 2.)
- 3) For Column 3, calculate the percentage of female and male participants at each level.
For girls' varsity, junior varsity, and frosh, respectively:
 - Divide Column 2, Row 1 by Column 2, Row 4, and place the percentage in Column 3, Row 1.
 - Divide Column 2, Row 2 by Column 2, Row 4, and place the percentage in Column 3, Row 2.
 - Divide Column 2, Row 3 by Column 2, Row 4, and place the percentage in Column 3, Row 3.
 -
 For boys' varsity, junior varsity, and frosh, respectively:
 - Divide Column 2, Row 5 by Column 2, Row 8, and place the percentage in Column 3, Row 5.
 - Divide Column 2, Row 6 by Column 2, Row 8, and place the percentage in Column 3, Row 6.
 - Divide Column 2, Row 7 by Column 2, Row 8, and place the percentage in Column 3, Row 7.

Principal's Signature: _____

Date: 4/14/2006

**2005-2006 WEST JESSAMINE HIGH SCHOOL
ACTUAL EXPENDITURES - PROGRAM COMPARISON CHART I
TO INCLUDE BOOSTER CLUB FUNDING**

	equipment and supplies		travel		awards		coaches' salaries (to include supplemental and extended employment; dollar amount needed)		facilities improvements		publications (if sport-specific)	
	Expenditures		Expenditures		Expenditures		Expenditures		Expenditures		Expenditures	
	School	Booster	School	Booster	School	Booster	School	Booster	School	Booster	School	Booster
G basketball	1600	2000	2500	400	200	100	13600	0	0	0	0	0
B basketball	1700	13000	3700	1300	200	3000	13600	0	0	0	0	0
G softball	7800	4400	2400	16200	500	500	8000	0	10500	1000	0	0
B baseball	8800	11300	1600	16600	300	1900	8000	0	1500	9500	0	0
G cross country	200	100	200	200	100	100	900	0	0	0	0	0
B cross country	200	100	200	200	100	100	900	0	0	0	0	0
G golf	700	0	600	0	100	100	1700	0	0	0	0	0
B golf	500	0	400	0	100	0	1700	0	0	0	0	0
G soccer	2000	3600	900	2700	300	1900	7100	0	100	0	0	0
B soccer	6200	400	1000	0	300	1700	7100	0	100	0	0	0
G swimming	300	0	300	0	100	0	1000	0	0	0	0	0
B swimming	300	0	300	0	100	0	1000	0	0	0	0	0

20,400
24,500
51,300
59,500
1,800
1,800
3,200
2,100
18,600
16,800
1,700
1700

1. Total expenditures on T-35 and T-36 on the 2005-2006 year report due by April 15, 2006, should reflect the total monies spent (rounded off to nearest hundred) for the entire school year of 2004-2005 ending June 30, 2005.

2. Booster Club Funding/Contributions must be included in the expenditures total.

[Signature]

Date: 4/14/06

Principal's Signature:

**2005-2006 WEST JESSAMINE HIGH SCHOOL
ACTUAL EXPENDITURES - PROGRAM COMPARISON CHART 2
TO INCLUDE BOOSTER CLUB FUNDING**

	equipment and supplies		travel		awards		coaches' salaries (to include supplemental and extended employment; dollar amount needed)		facilities improvements		publications (if sport-specific)	
	Expenditures		Expenditures		Expenditures		Expenditures		Expenditures		Expenditures	
	School	Booster	School	Booster	School	Booster	School	Booster	School	Booster	School	Booster
G track	1400	300	1300	600	300	100	3400	0	100	0	0	0
B track	1400	300	1300	600	200	100	3400	0	100	0	0	0
G tennis	200	0	300	0	100	0	1800	0	0	0	0	0
B tennis	200	0	200	0	100	0	1800	0	0	0	0	0
G volleyball	100	200	1100	0	200	900	4300	0	100	0	0	0
B wrestling	N/A	N/A	N/A	N/A	N/A	N/A	N/A	N/A	N/A	N/A	N/A	N/A
G (list sport)	N/A	N/A	N/A	N/A	N/A	N/A	N/A	N/A	N/A	N/A	N/A	N/A
B football	11100	10900	1800	400	500	1800	24200	0	400	200	0	0
G (list sport)	N/A	N/A	N/A	N/A	N/A	N/A	N/A	N/A	N/A	N/A	N/A	N/A
B (list sport)	N/A	N/A	N/A	N/A	N/A	N/A	N/A	N/A	N/A	N/A	N/A	N/A

7,500
7,400
2,200
2,300
6,900
5,300

1. Total expenditures on T-35 and T-36 on the 2005-2006 year report due by April 15, 2006, should reflect the total monies spent (rounded off to nearest hundred) for the entire school year of 2004-2005 ending June 30, 2005.

2. Booster Club Funding/Contributions must be included in the expenditures total.

Indicate percentage of total expenditures for each gender:

Gender	Expenditures	Percentage
Boys	\$ 180,000	61.3%
Girls	\$ 113,800	38.7%
Total:	\$293,800	100%

Principal's Signature:  Date: 4/14/06

2005-2006 KHSAA TITLE IX ATHLETICS AUDIT

KHSAA
Form T41
Rev. 9/05

Checklist - Overall Interscholastic Athletics Program

DIRECTIONS:

For the Areas of Compliance (Opportunities and Benefits) listed on the left hand side of the page, place a checkmark under the appropriate column identifying whether your school provided an advantage to the Girls' Program, or to the Boys' Program or to Neither Program.

Areas of Compliance:	ADVANTAGE TO:		
	GIRLS' PROGRAM	BOYS' PROGRAM	NEITHER PROGRAM
OPPORTUNITIES			
Accommodation of Interest and Abilities	T-2 (29.5%)	T-1 (6.2%)	XX
BENEFITS			
Equipment and Supplies		XX	
Scheduling of Games and Practice Time			XX
Travel and Per Diem Allowances			XX
Coaching			XX
Locker Rooms, Practice and Competitive Facilities			XX
Medical and Training Facilities and Services			XX
Publicity			XX
Support Services			XX
Athletic Scholarships			XX
Tutoring			XX
Housing and Dining Facilities and Services			XX
Recruitment of Student Athletes			XX

Principal's Signature:  Date: 4/14/06

West Jessamine High School

CORRECTIVE ACTION PLAN

DIRECTIONS:

- For Column 1, indicate the intended area which needs corrective action in order to achieve gender equity. For Column 2, write the suggested change or activities that will correct the area in need of alteration. For Column 3, include the estimated completion date for the changes or activities.
- It is possible to attain compliance with Title IX and no longer need "corrective" action. However, the KHSAA strongly encourages compliant schools to identify items for improvement (Column 1), activities to accomplish the improvement (Column 2) and a timetable for completion (Column 3) that will strengthen the athletic program.
- You may copy this form as needed. Please attach corrective action plans along with audit forms and submit by April 15, 2006.

COLUMN 1 ITEM FOR CORRECTION/ IMPROVEMENT	COLUMN 2 SUGGESTED CHANGE/ ACTIVITIES	COLUMN 3 TIME TABLE FOR CORRECTIVE ACTION/ COMPLETION
<p>Accommodation of Interest and Abilities: Even though the T-2 Report shows a 29.5% participation in new female sports added since 2001-02, the T-1 % increased from 3.9% to 6.2%, we must strive to make the athletic environment more inviting to our female population by continuing to look to increase the sport offerings and encouragement of the existing population to become involved in existing sports.</p>	<ol style="list-style-type: none"> Continue to Checking into adding freshman girls' soccer team. Continue to actively publicize sport opportunities for all student/athletes at WJHS. 	<ol style="list-style-type: none"> Check during the 2006-07 school year with teams in our area if they have the numbers needed to start a freshman girls' soccer team for the 2007 season. Continue to announce games, scores, etc... on the morning announcements and have these announced on the e-mail announcements to parents during the school year. Continue to announce when try-outs for each team is going to begin over the morning announcements & e-mail announcements
<p>Equipment and Supplies 1. To insure quality uniforms & equipment for all teams. 2. There was found to be a +22.6% difference in boys' team expenditures over the girls' team expenditures.</p>	<ol style="list-style-type: none"> Quality uniforms & equipment for all teams. Increase girls' team budget/expenditures. 	<ol style="list-style-type: none"> Continue to monitor all purchases of the booster clubs and the athletic department to ensure that all teams receive quality uniforms as per the uniform replacement cycle and the teams purchase the highest quality protective equipment when needed. Increase girls' team budget/expenditures for the 2006-07 school year.

Principal's Signature:  Date: 4/14/06 (Page 1 of 2)

<p>Scheduling of Games & Practice Times Continue to provide more "prime time" opportunities for girls' sports to perform/play.</p>	<p>Continue to schedule games for Girls' Basketball that allows for more "prime time" play opportunities. (i.e. Friday/Saturday)</p>	<p>Continue to reschedule girls' basketball games on Friday/Saturday nights that do not conflict with boys' basketball games or move the boys' basketball games to another night for the 2006-2007 season and schedule boy/girl varsity doubleheaders (this was accomplished in the 2005-06 season). We will be continuing to monitor this each year.</p>
<p>Travel and Per Diem Allowances Provide more opportunities for girls' teams to travel out of state &/or make more over night trips in-state.</p>	<p>Talk to girls teams and encourage them to fundraise to travel out of state &/or in-state for competition and provide to the girls' teams a list of opportunities for fundraisers and places that the teams can travel.</p>	<p>Continue to encourage girls' teams to travel (this was accomplished in the 2005-06 season). We will be continuing to encourage this each year.</p>
<p>Locker Rooms, Practice and Competitive Facilities</p> <ol style="list-style-type: none"> 1. New Field house/Locker rooms/Training Room/Weight Room and Storage. 2. Renovation of the Softball & Baseball Fields. 3. Renovation of present boys and girls athletic locker rooms for boys' and the girls' basketball teams and the volleyball team. 4. New Field House/Team Rooms/Concessions/Storage at the WJHS Soccer/Track Complex 	<ol style="list-style-type: none"> 1. Provides new facilities for the athletic teams at WJHS. 2. Provide new dugouts, press box, lights, bull pens and other facilities for the softball and baseball teams 3. Provide better facilities for the boys' and the girls' basketball teams and the volleyball team. 4. Provide better facilities for the boys'/girls' soccer teams and the boys'/girls' track teams. 	<ol style="list-style-type: none"> 1. Completed September, 2005. 2. Completed February, 2006. 3. To be completed by August, 2006. 4. To be completed by September, 2006.

[Handwritten Signature]

Copyright 1999, Good Sports, Inc., Title IX and Gender Equity Specialists. All rights reserved.



2005-2006 INTERSCHOLASTIC
ATHLETICS SURVEY
Summary of Student Responses

KHSAA
Form T63
Rev. 9/05

School Name: West Jessamine High School

School Enrollment: 952 (SHOULD AGREE WITH FORM T-1)

Date: 3/7/06

Completed By: Dean Geary

Instructions:

1. Summarize the Student Athletics Interest Surveys Form T-61 by listing the total number of responses on the line next to each sport.
2. Under the Other Category please provide a listing of the sports as well as the number of students who are interested in participating.
3. Please sign and date this Summary Form (T-63) and mail this Summary Form only to the KHSAA by April 15, 2006. Do not mail the student surveys (Form T-61). However, these Forms should be maintained in your files in the event they are requested subsequently.

950 Number of Surveys

716 Total Returned (*A minimum of 80% return is expected*) ^{45%}

8-11 Grades Surveyed (*Should be grades 9-11 and 8th grade if school has a feeder system*)

How Was The Survey Administered? During Homeroom
(e.g. was it given in all English classes, or all home rooms, or advisee/advisor?)

KHSAA Sanctioned Fall Sports (*List Total Number of Participation Responses*)

11 Cross Country (Girls)

39 Cross Country (Boys)

146 Football (Boys)

26 Golf (Girls)

46 Golf (Boys)

72 Soccer (Girls)

69 Soccer (Boys)

127 Volleyball (Girls)

Winter Sport (*List Total Number of Participation Responses*)

<u>87</u>	Basketball (Girls)
<u>147</u>	Basketball (Boys)
<u>42</u>	Indoor Track (Girls)
<u>48</u>	Indoor Track (Boys)
<u>75</u>	Swimming & Diving (Girls)
<u>25</u>	Swimming & Diving (Boys)
<u>62</u>	Wrestling (Boys)

Spring Sport (*List Total Number of Participation Responses*)

<u>95</u>	Baseball (Boys)
<u>66</u>	Fast Pitch Softball (Girls)
<u>45</u>	Slow Pitch Softball (Girls)
<u>63</u>	Tennis (Girls)
<u>33</u>	Tennis (Boys)
<u>90</u>	Track (Girls)
<u>101</u>	Track (Boys)

Non-KHSAA Sanctioned Sports (*From Student Survey T-61 Question 10*)

<u>163</u>	Archery
<u>59</u>	Field Hockey
<u>126</u>	Bowling
<u>21</u>	Boys' Gymnastics
<u>92</u>	Girls' Gymnastics
<u>81</u>	Ice Hockey
<u>66</u>	Boys' Lacrosse
<u>46</u>	Girls' Lacrosse
<u>122</u>	Rifle
<u>105</u>	Rodeo
<u>28</u>	Boys' Volleyball
<u>50</u>	Water Polo
<u>97</u>	Weightlifting

Number of Students who participate in Intramural Sports*(From Student Survey T-61 Question 5)*

<u>Sport Number</u>	<u>Sport Number</u>
Track 10,	Baseball 3
Golf 1	Archery 2
Football 7	Chess 3
Cheerleading 3	Dance 7
Basketball 14	Bowling 3
Soccer 17	Swimming 2

List Intramural Sports students are interested in adding:

(From Student Survey T-61 Question 6)

<u>Sport</u> <u>Number</u>	<u>Sport</u> <u>Number</u>
Basketball 13	Soccer 8 Golf 6
Wrestling 14	Lacrosse 5 Tennis 6
Bowling 2	Volleyball 4
Archery 3	Swimming 5
Fencing 4	Gymnastics 6

Participation in Non-School Sports Activities

(From Student Survey T-61 Question 7)

<u>Sport</u> <u>Number</u>	<u>Sport</u> <u>Number</u>
Cheerleading 15	
Basketball 4	
Football 11	
Soccer 16	
Equestrian 2	
Baseball 5	

Reasons for not participating in interscholastic athletics

(From Survey Question 8)

- 71 I prefer other activities such as band, chorus, etc.
- 127 I don't have time
- 49 The practice schedules and game times are inconvenient
- 42 The sport I like isn't offered
- 37 It's too expensive
- 30 I prefer to participate in club or intramural sports
- 42 Working
- 74 Other:

Student Suggestions to encourage participation

Do something to have fun instead of something you hate, Have fun, Lose weight, Exercise & do your best, Let everyone play, Get better coach, Announce more & advertise tryouts more, Make it cheaper, Give awards, More sports, Transportation home after practices & games.


Principal's Signature

4/14/2006

Date